






## Saladette

### Model *BALDUR S 900*

- Material: (housing and interior) stainless steel
- Telescopic sliding cover
- Polyethylene cutting board
- 1 height-adjustable grid and 1 support rail set per door
- Evaporator foamed in on 3 sides
- Static cooling with circulating air fan
- With digital temperature control (DIXELL)
- Automatic defrost
- Energy consumption: approx. 2.372 kWh / 24h (lid closed)
- Refrigerant: R600a

Model	Order no.	GTIN	Price
<b>BALDUR S 900</b>	<b>323-1000</b>	4017337323005	<b>1.433,00 €</b>
 230 V - 50 Hz - 0,23 kW	 +2 / +8	 80	
 W 900 x D 700 x H 870 -890 mm	 W 323 x D 570 mm	<b>GN</b> see page 57	








BALDUR S 900



## Saladette

### Model *BALDUR S 902*

- Material: (housing and interior) stainless steel
- Telescopic sliding cover
- Polyethylene cutting board
- 1 height-adjustable grid and 1 support rail set per door
- Evaporator foamed in on 3 sides
- Static cooling with circulating air fan
- Digital temperature control (DIXELL)
- Automatic defrost
- Energy consumption: approx. 3.5 kWh / 24h (lid closed)
- Refrigerant: R600a

Model	Order no.	GTIN	Price
<b>BALDUR S 902</b>	<b>323-1002</b>	4017337323241	<b>1.830,00 €</b>
 230 V - 50 Hz - 0,23 kW	 +2 / +8	 112	
 W 1045 x D 700 x H 870 -890 mm	 W 323 x D 570 mm	<b>GN</b> 3 x 1/1	



BALDUR S 902



## Saladette

### Model *ES 903*

- Material: (housing) stainless steel, (interior) stainless steel
- Telescopic sliding cover
- Polyethylene cutting board
- 1 height-adjustable grid and 1 support rail set per door
- Static cooling with circulating air fan
- Automatic defrost
- Digital temperature control (DIXELL)
- Energy consumption: approx. 3.5 kWh / 24h (lid closed)
- Suitable for an ambient temperature of approx. 16 to 38 °C
- Refrigerant: R290

Model	Order no.	GTIN	Price
<b>ES 903</b>	<b>465-1005</b>	4017337050710	<b>1.830,00 €</b>
 230 V - 50 Hz - 0,28 kW	 +2 / +8	 112	
 W 1368 x D 700 x H 856 -1289 mm	 W 323 x D 560 mm		



ES 903

