



WORKTABLE SLIDING DOORS DRAWERS






 WERKTAFEL
SCHUIFDEUREN LADEN

 ARBEITSTISCH SCHIEBE-
TÜREN SCHUBLADEN






 WORKTABLE SLIDING
DOORS DRAWERS



 PLAN DE TRAVAIL PORTES
COULISS TIROIRS



| | 7452.0906 | 7452.0908 | 7452.0910 |
|---|--|--|--|
| | € 1.510,-  | € 1.611,-  | € 1.741,-  |
|  | 1600 x 700 x 850 | 1800 x 700 x 850 | 2000 x 700 x 850 |
| GN | 1/1 | 1/1 | 1/1 |
|  | 97 | 102 | 107 |



| | 7452.0926 | 7452.0928 | 7452.0930 |
|---|--|--|--|
| | € 1.580,-  | € 1.739,-  | € 1.831,-  |
| Rand Aufkantung Upstand Bord relevé | | | |
|  | 1600 x 700 x 850 | 1800 x 700 x 850 | 2000 x 700 x 850 |
| GN | 1/1 | 1/1 | 1/1 |
|  | 97 | 102 | 107 |

| | |
|---|---|
| 7452.5042 |  € 175,- |
|  | Castors set, 4x |